

CATALOG NO. _____

TYPE NO. _____

JOB NAME _____

WP Series Deepback

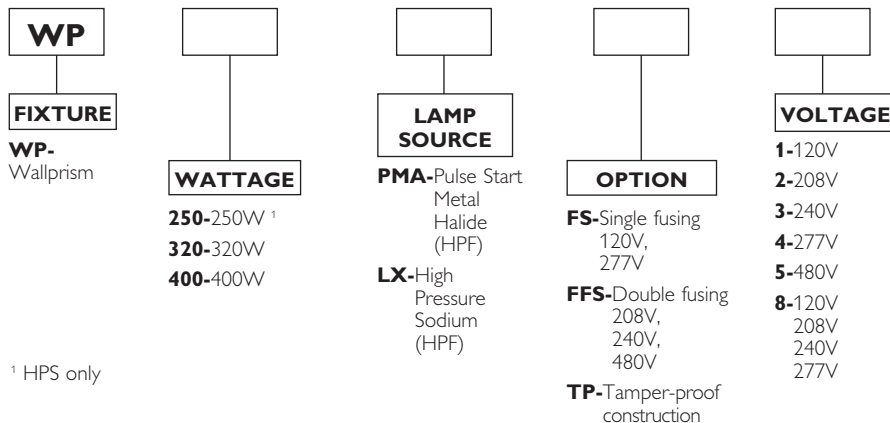
QUICK SHIP NUMBERS

WP401LX-8
WP401PMA-8



ORDERING INFORMATION

Catalog Number: Example: WP320PMAFS-8



PRODUCT SPECIFICATIONS

- Stonco's Wallprism is ideal for security, accent, and perimeter lighting. Applications include entrance ways, garages, tunnels, overpasses, and alleys
- Patented catadioptric refractor redirects light to minimize glare, aligns optical center of lens and lamp for symmetrical light distribution
- Heat and shock resistant borosilicate glass refractor, permanently bonded to lens frame
- Stainless steel aircraft cable safety retained lens frame to back plate freeing both hands for servicing
- Precision die-cast aluminum, Duraplex II bronze finish, back plate with cast-in knockouts for alignment with all standard recessed boxes
- One-tapped holes (1/2" NPS) on each side and top for conduit or photocontrol, complete with closure plugs
- Deluxe glazed porcelain socket pulse rated for 4KV (HID only)

ACCESSORIES

P110A-Pencil photocontrol for 120V.

P150M-Light leveler photocontrol for 208V-277V.


530S-Stainless steel wire guard.

535S-Clear Lexan for added protection.

52352-Replacement glass, gasket, hardware, door lens kit.

TECHNICAL INFORMATION

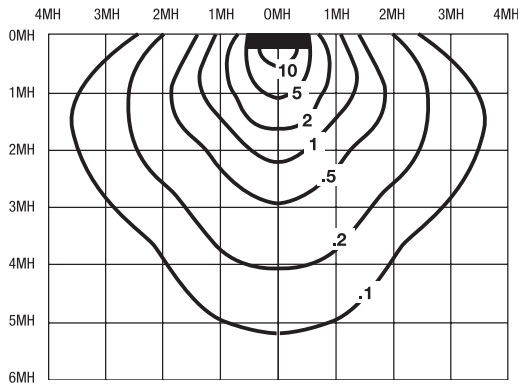
WP fixtures require a mogul base horizontal burning lamp. 400W units use BT37. Lamps are not supplied. Not for use in carwashes or other areas that may entrap heat.



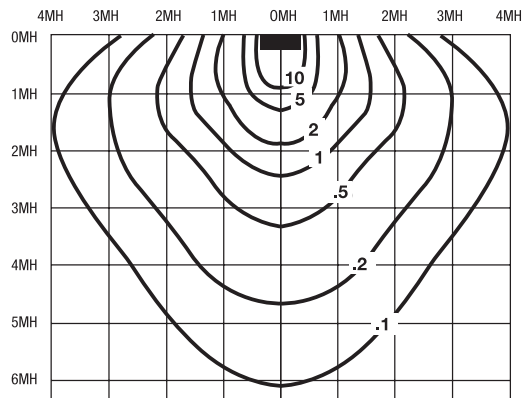
UL Wet Location Listed.

WP Series Deepback

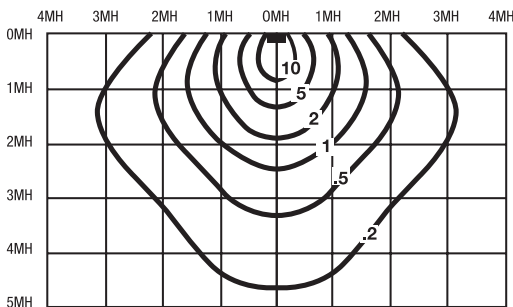
PHOTOMETRICS



WP400PMA
(Quick Ship Number WP401MA)
MH400/U
34,000 Lumens
20' Mounting Hgt.



WP400LX
(Quick Ship Number WP401LX)
LU400
50,000 Lumens
20' Mounting Hgt.



WP250LX
(Quick Ship Number WP251LX)
LU250
27,500 Lumens
15' Mounting Hgt.

FOOTCANDLE CORRECTION

Multiply the following factors times the footcandle values for changes in mounting height.

To Change from 20'

New Height	15'	20'	25'	30'	35'
Factor	1.78	1.0	.64	.44	.33

To Change from 15'

New Height	10'	12'	15'	18'	20'
Factor	2.3	1.6	1.0	.69	.36

SUGGESTED SPECIFICATIONS

Fixture shall be all die-cast weatherproof aluminum with asymmetric anodized aluminum reflector and one-piece borosilicate glass refractor with outside and inside prismatic surfaces.

Fixture profile shall be a sharply defined 17" x 9" rectangle with no external ballast housing or other design element to disturb precise architectural appearances. HID fixtures shall include integral CWA-HPF autotransformer ballast (specify voltage, source and wattage). All external aluminum surfaces shall be finished in architectural dark bronze Duraplex II™ polyester powder.

Fixture shall be equipped with deluxe glazed porcelain lamp socket with nickel-plated vibration-proof "lamp-grip" screw shell and spring-loaded center contact.



© 2013 Koninklijke Philips Electronics N.V. All rights reserved.
Specifications are subject to change without notice.
www.philips.com/luminaires

05/13

Philips Lighting Company
200 Franklin Square Drive
Somerset, NJ 08873
Phone: 855-486-2216

Philips Lighting Company
281 Hillmount Road
Markham ON, Canada L6C 2S3
Phone: 800-668-9008